



TECHNICAL RIDER 2020

VERSION 1.0

FLY-IN

TOUR MANAGER

Matěj Ostárek
ostarek@newwind.cz
+420 602 333 992

PRODUCTION MANAGER

Marek Landštof
marek@smartproduction.cz
+420 721 804 503

The organiser is obligated to provide all equipment according to the requirements below. Please mind, that **following requirements refer to minimum needed**. Please send us your equipment list and proper drawings as soon as possible.

All subjects to be confirmed by artist Production Manager or Tour Manager.

If you see any problems in fulfilling this rider or you need to discuss alternatives, please immediately contact **Production** or **Tour Manager**.

WE NEED YOU TO PROVIDE:

- Stage
- Roof over stage and FOH
- Power
- Sound incl. PA, monitoring, mics and other equipment
- Lights incl. control
- Video LED walls
- Video Monitors for Timecode
- Backline

WE BRING:

- Video console incl. Media Server
- SFX
- Sound Engineer
- Monitor Engineer
- Lighting Designer
- Video operator
- SFX Operator

SUMMARY

1	Stage	Page 4
2	Risers	Page 4
3	FOH	Page 5
4	Roof	Page 5
5	Sound	Page 5
6	Lights	Page 6
7	Video	Page 8
8	Lazers & SFX	Page 8
9	Backline	Page 9
10	Local Crew	Page 12
11	Schedule	Page 12
12	Hospitality	Page 13
13	Catering	Page 13
14	Security, Insurance	Page 14
15	Permits	Page 15
16	PRESS	Page 15
17	Hotel / Transport	Page 15

18	Stage plot	Page 17
19	Input List	Page 20
20	Light Plot	Page 24
21	Pixel Mapping	Page 29
22	Lasers / SFX	Page 30

1 STAGE

PERFORMANCE AREA

We require performance area at least **14 m wide x 12 m deep and 1.5 m high** or **(46 ft) wide x (40 ft) deep and (5 ft) high** to fit our standard setup.

Tech worlds will be addition to this space.

Please see stage plot at page 17 for reference.

Stage should be safe, rigid, levelled and have minimal load capacity 500 kg/m².

The stage should be equipped with railing and black skirt on 3 sides.

Please make sure stage is fully set, cleared of local equipment and thoroughly swept prior to our load in time.

WINGS

3m x 5m (8' x 16') required stage right wing for backline tech

3m x 5m (8' x 16') required stage left for monitor world

HANDRAILS & STAIRS

All staging & wings should have handrails around all sides and sufficient, well lit, steps with handrails to gain access from both stage left and right.

2 RISERS

Please make sure that all risers are fully setup and on position prior to our arrival.

All risers must have black carpet on top and black skirt around.

METRIC

1	Percussion	12m x 2m	on 80 cm legs	incl. handrails
2	DJ Riser	2m x 2m	on 80 cm legs	incl. handrails
3	DJ Table	2m x 1m	on 100 cm legs	NO handrails
4	Orchestra riser 1	12m x 1.5m	on 60 cm legs	NO handrails
5	Orchestra riser 2	12m x 1m	on 40 cm legs	NO handrails
6	Drums	4.5m x 2m	on 20 cm legs	NO handrails
7	Vocals	4m x 2m	on 20 cm legs	NO handrails
8	Conductor	1m x 1m	on 20 cm legs	NO handrails

IMPERIAL

1	Percussion + DJ	40' x 8'	on 3 ft legs	incl. handrails
2	DJ Riser	8' x 8'	on 3 ft legs	incl. handrails
3	DJ Table	8' x 4'	on 3 ft legs	NO handrails
4	Orchestra riser 1	40' x 4'	on 2 ft legs	NO handrails
5	Orchestra riser 2	40' x 4'	on 1 ft legs	NO handrails
6	Drums	8' x 8'	on 1 ft legs	NO handrails
7	Vocals	16' x 4'	on 1 ft legs	NO handrails
8	Conductor	4' x 4'	on 1 ft legs	NO handrails

3 FOH

We require area at least 5 m (16') x 5 m (16') for audio, lighting, SFX and video consoles. FOH should be equipped with 4 large rigid tables (or stage decks) and 10 chairs to accommodate our consoles and operators. FOH must be located on venue center axis and not further than in two thirds ($\frac{2}{3}$) in auditorium from stage edge. We prefer to have compact FOH with all consoles and operators on one spot but if you need to divide it, than please consult options with Production Manager.

For outdoor shows, we require professional, certified and safe roof construction. Large enough to cover FOH and **100% weatherproof.**

4 ROOF

For outdoor shows, we require professional, certified and safe roof construction with PA wings and large enough to accommodate stage and tech wings with enough load capacity. Stage area incl. tech wings must be **100% weatherproof.**

Please confirm roof construction with Production manager in Advance.

5 SOUND

NOISE RESTRICTIONS

Please advise to Production Manager well in advance of the event if you have a sound limit at your venue. If any noise restriction is in place please provide system to monitor noise levels.

Only professional systems are acceptable for LEQ measuring.

A hand held device is certainly not acceptable.

PA

We require a professional PA system suited to the venue size and capacity.

The system must be capable of 110 dBA SPL in a frequency range of 20 Hz – 20 kHz at FOH mixing position and must be able to produce equal sound dispersion throughout the auditorium.

Preferred systems are L'Acoustics K1 / K2, Adamson E15 / E12, d&b Audiotechnik J / SL, Meyersound MILO / LION / LEO

Please provide info about PA system to Production Manager in advance.

FOH engineer will require access to the system management, EQ and levels settings for all areas of the sound system.

FOH mixing position must be within the main coverage of the sound system, not on or under balconies or hidden behind walls.

FOH CONSOLE

- 1x **DiGiCo** SD7 (latest firmware update)
- 2x SD Rack on stage (100 inputs or more)
- 1x Waves server with Pro Show bundle + Tune Real Time
- 1x Waves DiGiGrid MGB - Madi BNC with 5 BNC cables
- 1x Optical loop between **DiGiCo** SD7 (FOH) and **DiGiCo** SD Racks (stage)

MON CONSOLE

- 1x **Yamaha** CL5
- 2x **Yamaha** RIO3224D
- 1x Splitter box - 96 channels or more - incl. all necessary cables and other equipment

MICROPHONES + STANDS

Please see Input List on page 19.

MONITORING / IN-EARS

- 3x SHURE PSM1000 transmitters
- 1x SHURE PA821B Antenna Combiner + external Antenna (incl. stand)
- 7x Beltpack receivers for PSM1000 incl. all necessary cables and batteries
- 1x drum-fill (15"-18" Sub)
- 6x wired IEM for band
- 50x IEM for orchestra incl. all necessary cables and headphones

OTHER EQUIPMENT

Please make sure there is enough signal and power cables to accommodate our setup, including spares.

6 LIGHTS

CONSOLES

- 1st Choice GrandMA2 Full Size
- 2nd Choice GrandMA2 Light

Please make sure console is running on software 3.3.4.3 or newer!

EQUIPMENT

Following list is minimal requirements for our show. **Please avoid using Chinese copies of fixtures** because it would have huge impact on quality of the show!

All listed fixtures must be in great condition and groups of fixtures should have same software and similar lamp-hours. We are strongly recommend to have spare fixtures of each type on site.

See light plot on pages 23 - 27.

Please confirm fixtures and patch list with Production Manager at least 3 weeks before load-in!

FIXTURES

SPOTS (24)

1st Choice

Other options

Clay Paky Scenius

Clay Paky Axcor Profile 900

ROBE BMFL Spot

Martin Mac Viper, Mac Quantum Profile

WASH (34)

1st Choice

Other options

Clay Paky HY B-EYE K25 / K15

JB Lighting SPARX 30 / 18

ROBE Spiider, Tarrantula

Martin Mac Quantum Wash

WASH for Conductor and DJ (2)

1st Choice

Other options

Clay Paky B-EYE K10

ROBE Spiider, LEDWash 600 / 300

BEAM (12)

1st Choice

Other options

Clay Paky Super Sharpy

Clay Paky Sharpy

ROBE Mega Pointe, Pointe

Clay Paky HY B-EYE K25 / K15

Martin Axiom

STROBE (12)

1st Choice

Other options

GLP JDC-1

SGM Q-7

SGM X-5

Martin Atomic LED, Atomic 3000

FLOOR BLINDERS (4)

1st Choice

Other options

Clay Paky K-EYE S20

SGM Q-7

BeamZ Star-Color 360

AUDIENCE BLINDERS (6+)

Thomas 4 Lite PAR 36 or similar (halogen only)

CATWALK SUNSTRIPS (3)

Showtec Sunstrip Active DMX or similar

SPECIALS

FOG (2)

1x FOG + 1x fan located **Up Stage Left** // 1x FOG + 1x fan located **Up Stage Right**

HAZER (2)

1x Hazer + 1x fan located **Down Stage Left** // 1x Hazer + 1x fan located **Down Stage Right**

MIRROR BALLS (2)

Mirror ball - 50 cm (or bigger) - Half sphere - including DMX controlled rotator

7 VIDEO

MEDIA SERVER

We will be carrying Media server.

LED WALLS

Please confirm LED Panels type, brand, pixel pitch and pixle mapping with Production Manager in advance.

For LED walls setup please see Pixel Mapping on page 28.

TIME CODE

We are running visual time code for orchestra.

Therefore we would need 2x 50" TV or monitor (stand incl.)

Located in the **Down Stage Left** and **Down Stage Right** corners of the stage.

Please see plot on page 24 for reference.

SIGNAL DISTRIBUTION

Signal to all LED Walls and Monitors with time code is distributed from FOH via. HDMI.

Processor for LED Walls should be located in FOH Video position.

Signal feed for on stage screens (Video Time Code) is located Up Stage Right (keyboard position).

We provide 1 output HDMI which needs to be splitted into both screens.

8 LASERS / SFX

We will bring all Lasers and SFX including equipment.

We need only power supply 32A / 400V located on stage right (next to the stage).

For reference please see drawing on page 29.

EQUIPMENT (We bring)

- 10x Laser Kvant 30W
- 6x Hazer
- 8x Sparkular Fountain
- 6x Sparkular Fall

9 BACKLINE

We would need all of equipment listed below to be prepared on stage upon our arrival.

Please confirm all equipment with Production Manager in advance.

- 55x Black chair without armrests (for orchestra)
- 4x Double Bass stool (**NOT USUAL STOOL**)
- 10x Comfortable Chair (for crew)
- 64x Music stands with adjustable height
- 64x Lamps for music stands. **Must be controlled by dimmer via. DMX**

DRUMS

1st Choice	Yamaha
Other options	Gretsch, DW, Sonor, Pearl
Drumheads	Remo Coated Emperor and for bass drum Remo 20" Powerstroke Pro Clear or similar (must have hole)

- 1x 20" Bass drum
- 1x 14" Snare drum + stand
- 1x 10" Snare drum with hi-hat holder
- 1x 12" Tom + stand
- 1x 14" Floor tom
- 4x Cymbal stand

Please provide complete hardware including drum stool, bass drum pedal and drum carpet (2m x 1.5m)

E-DRUMS

We would need all following equipment including all necessary cables.

- 1x Roland KT-9 (or Roland KD 10 with bass drum pedal)
- 1x Roland SPD SX (incl. holder or stand)
- 1x Roland RT-30K
- 1x Analog mixer Soundcraft EPM6 or similar

BASS

- 1x FENDER American Professional Jazz Bass (4-string)
- 1x MOOG Little Phatty Stage II

GUITAR

- 1x Electric Acoustic Guitar - 6 string
- 1x Fender Telecaster Deluxe or Fender Stratocaster Standard

KEYBOARDS










- 1x Nord Piano 2
- 1x Nord Stage 3 Compact
- 1x Double Tiered stand












DJ

All DJ equipment must includes all necessary cables and have latest firmware installed.

- 2x Denon SC 5000 Prime / SC 5000M Prime / SC 6000 Prime / SC 6000M Prime
- 1x Denon X1800 Prime / X1850 Prime
- 1x Pioneer DJM S9
- 1x Technics 1200 or 1210
- 1x Laptop stand
- 1x Native Instruments Maschine MK3
- 4x Cable RCA -> RCA
- 3x Cable USB 2.0 Type A-B

PERCUSSIONS

TYPE	BRAND	SERIES AND TYPE	PHOTO	Need Local / We Bring
Congas	Meinl	Mongo Santamaria or Professional Series -NT size: 11/34" and 12/12" (Conga, Tumba)		NEED LOCAL
		appropriate stands for this congas		NEED LOCAL
Cymbals	Istanbul	crash Ion Xist 16"		NEED LOCAL
	Paiste	Hi-Hat PST X 14"		NEED LOCAL
Stands	Pearl	BC930 (three times!)		NEED LOCAL
		CLH-930		NEED LOCAL
		ADP-20		NEED LOCAL
		snare stand S930		NEED LOCAL
	Thomann	PT-1000 Percussion Table size: 560 x 400 mm!		NEED LOCAL

Other Percussions	Meinl	TMT2B-BK		NEED LOCAL
	Pearl	PTM50SHR Ultra Grip		NEED LOCAL
	Meinl	TURBO CABASA MEDIUM - CA5BK		NEED LOCAL
	Meinl	MODERN STYLE A-GO-GO CHROME FINISH MODEL SMALL - STBAG4-CH		NEED LOCAL
	Meinl	TRIANGLE 6" - TRI15B		NEED LOCAL
	Meinl	ALUMINUM SHAKER, OCTAGONAL LARGE - SH888BK		NEED LOCAL
	Meinl	WOOD CLAVE, AFRICAN HARDWOOD - CL2RW		NEED LOCAL
	Meinl	Rainstick RS1BK-L		NEED LOCAL
		original african djembe 13"-14"!		NEED LOCAL
		carpet size: 133x195 cm		NEED LOCAL
	Roland	HandSonic 10		WE BRING

10 LOCAL CREW

We require following staff and crew to presented on site all time there is artist production presented in the venue. All listed HODs must have decision making authority for their departments.
All HODs and most of local crew needs to speak english.

HEADS OF DEPARTMENTS

1x Venue Manager
1x Promoter Representative
1x Local Production Representative

1x House Electrician
1x Head of Lighting
1x Head of Sound
1x Head of Video
1x Head Rigger

LOCAL CREW

1x System Technician Audio
6x Stage Technician Audio
1x Stage Technician Lights
2x Stage Technician Video

4x Stagehands - Artist backline
6x Stagehands - Lasers & SFX

11 SCHEDULE

Following schedule is for reference only.

Please advance detailed schedule with Production Manager.

9:00	LOAD IN
10:00	Mic setup
11:30	Line check - Band Inputs (ch. 1 - 37)
12:00	Soundcheck - Band
13:30	Lunch
14:30	LOAD IN - Orchestra
15:30	Line check - Orchestra Inputs (ch. 38 - 96)
16:00	Soundcheck - Full
18:30	Dinner
19:00	OPEN DOOR
21:00	SHOW

12 HOSPITALITY

DRESSING ROOMS

Please make sure all dressing rooms are ready upon our arrival.

1x	CONDUCTOR	1	person
1x	ORCHESTRA #1	25	persons
1x	ORCHESTRA #2	25	persons
1x	BAND	6	persons
1x	CHOIR	4	persons
1x	PRODUCTION OFFICE	6	persons
1x	CREW	8	persons

DRESSING ROOM FACILITIES

- Tables and chairs according to number of people.
- Electrical outlets (Schuko standard) **Must be 230V or we will need power converters!**
- Refrigerator
- Rubbish bin in each room
- Internet / WiFi
- Soap or disinfection liquid
- 20 pre-washed large towels and 20 small black towels per performance
- Tall mirror
- Make-up mirrors

WASTE MANAGEMENT

We would need rubbish bin in each room, 3 large bins on stage and 1 bin in FOH.

If possible, we prefer to also have separate large bins for plastics, metal, paper and organic waste, located somewhere in the backstage.

13 CATERING

Please confirm catering options with Tour Manager in advance!

DRINK STATION & SNACKS

Please have prepared and restock drink station for full company (75 ppl.) at all times we are present in the venue. Station should include still and sparkling water, variety of soft drinks, variety of juices, RedBull, coffee, tea, milk, non-diary milk (almond or soya), sweet and savoury snacks.

LUNCH & DINNER

For all tour members.

Lunch and dinner should consist of warm food with soup, salad and desert.

Selection of meals including vegetarian and vegan options.

Please avoid fast food. Local specialities are welcome.

Few company members are STRICTLY GLUTEN FREE, please be prepared for that.

STAGE

200 x still water (room temperature) in 0.5 litres plastic bottles

AFTERSHOW FOOD

Please prepare after show food package for all tour members.
Package should consist of sandwich, fruits and soft drink.

14 SECURITY / INSURANCE

SECURITY & STAFF

Security staff to a number deemed suitable for the location and activity should be present at all times from the commencement of load-in until the completion of load-out / subsequent departure from the building of the ARTIST'S crew.

PURCHASER / PROMOTER is fully responsible for all necessary staff needed for organising event (such as but not limited to: security, cloakroom personal, hostesses, ticket controllers, fire marshal, medics etc).

A full security briefing should be arranged to take place at least 1 hour before doors with Head of Security, Promoter representative and artist Production Manager.

BARRICADE

The Promoter is responsible to provide and set up certified barricade system (MOJO preferred) on the entire stage front and around whole FOH.

PASSES

All our crew members and artists will have tour laminates.
We will bring passes also for local crew and Promoter.
Production Manager will provide actual pass sheet to security upon arrival.

INSURANCE

The PURCHASER agrees to provide sufficient and appropriately trained staff at all times to ensure the safety of the ARTIST, ARTIST'S personnel, guests and equipment. Furthermore the PURCHASER agrees to provide adequate insurance against all loss and /or damages to musical and electrical equipment, road cases and personal effects whilst in the venue or dressing rooms.

15 PERMITS

The Promoter is responsible for applying for and obtaining all necessary permits, permissions, licenses and approvals from any labor union, government agency, local government, police or any other organisation having jurisdiction over the venue and applying to the ARTIST'S performance.

These should include but not be limited to the following where necessary:

- Event licenses
- Staging permits
- Electrical permits
- Parking permits
- Driving permits
- Noise level permits
- Late performance permits
- Radio frequency licenses
- Rigging Load Cell Reports & Calibration Certificates

Please contact Production Manager in advance to provide any certificates you need for issuing all necessary paperwork.

16 PRESS

During the concert is prohibited to film, photograph and record, without previous authorisation of artist management.

All authorised photographers and video crews must have Photo Pass issued by artist management.

For more info please contact Tour Manager.

17 HOTEL / TRANSPORT

TRAVEL PARTY

- approx. 75 people
- Equipment
- Luggage
- Orchestra music instruments

TRANSPORTATION

PROMOTER agrees to provide and pay for all necessary transfers between airport, hotels, and venue.

Busses or vans not older than 5 years must cover all these transports of the crew and their luggage and equipment.

All local transports needed (i.e. from airport to hotel, hotel to venue, venue to hotel, hotel to airport) should be covered by busses or vans.

Please contact Production Manager in advance to confirm vehicles and schedule.

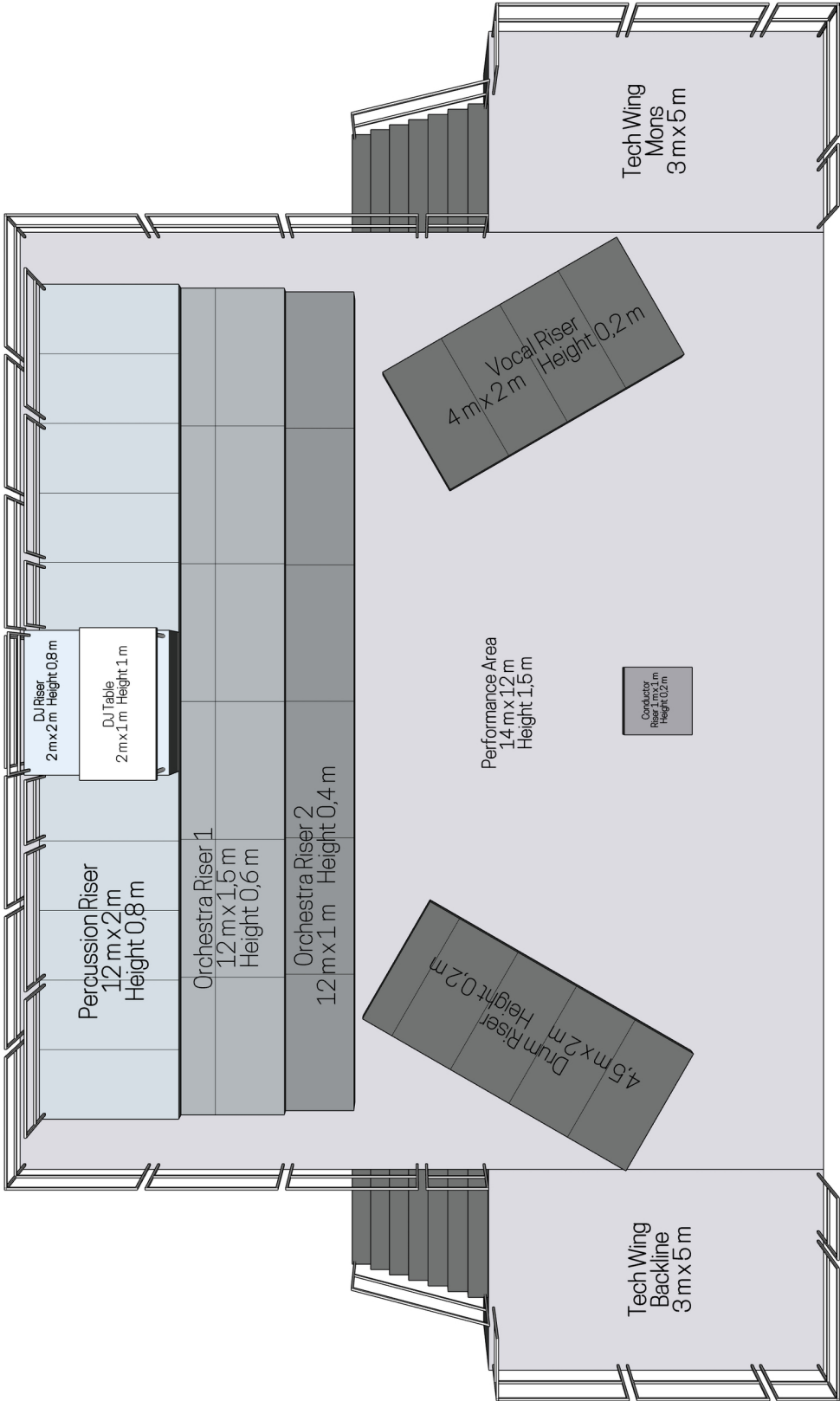
ACCOMMODATION

Accommodation must be arranged for all crew members for all nights spent in the city.

Hotel requirements are 4* or higher, complimentary breakfast included.

Pool, spa and gym are welcomed but not necessary.

The number of people and hotel are to be **approved by the Tour Manager.**



SYMPHONIC DANCE MUSIC
VENUE
DESIGN BY ROMAN SOS
DRAWING BY PATRIK HLOUŠEK
DATE 13/03/20
VERSION V1.1

SYMPHONIC
DANCE
MUSIC

VENUE

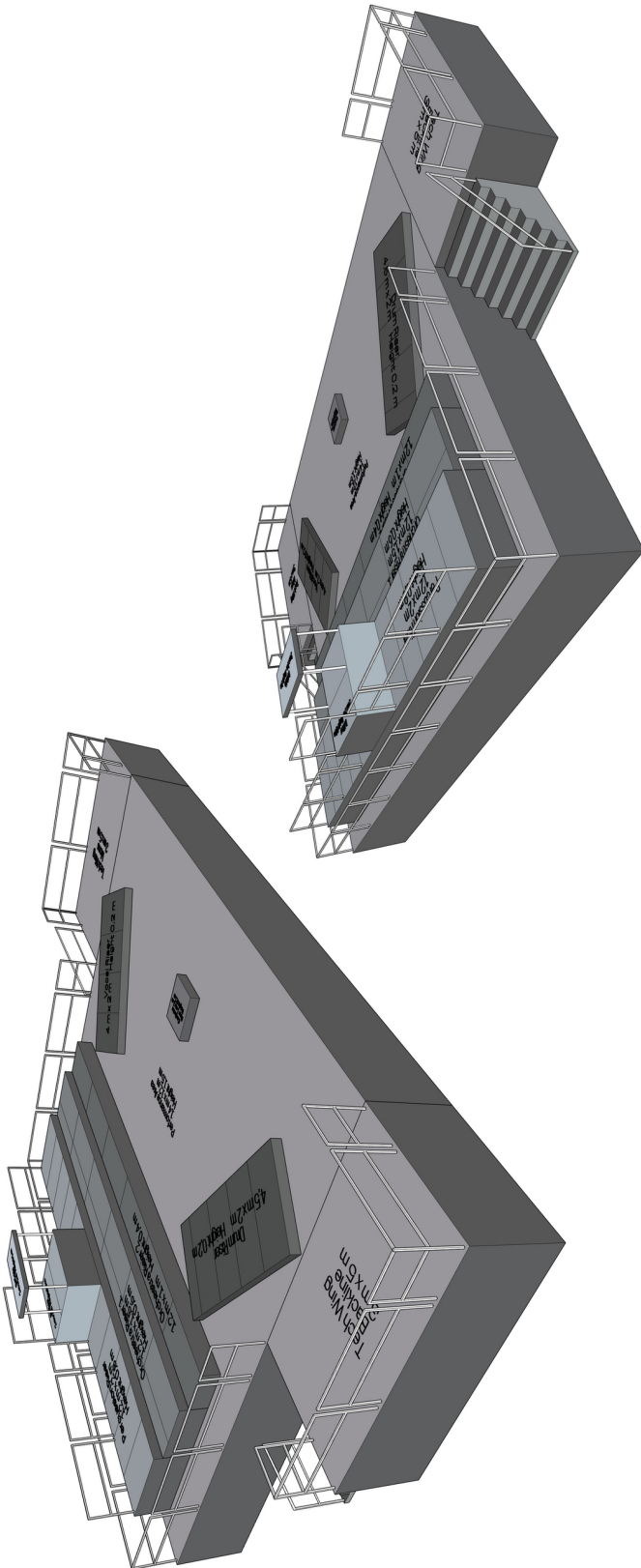
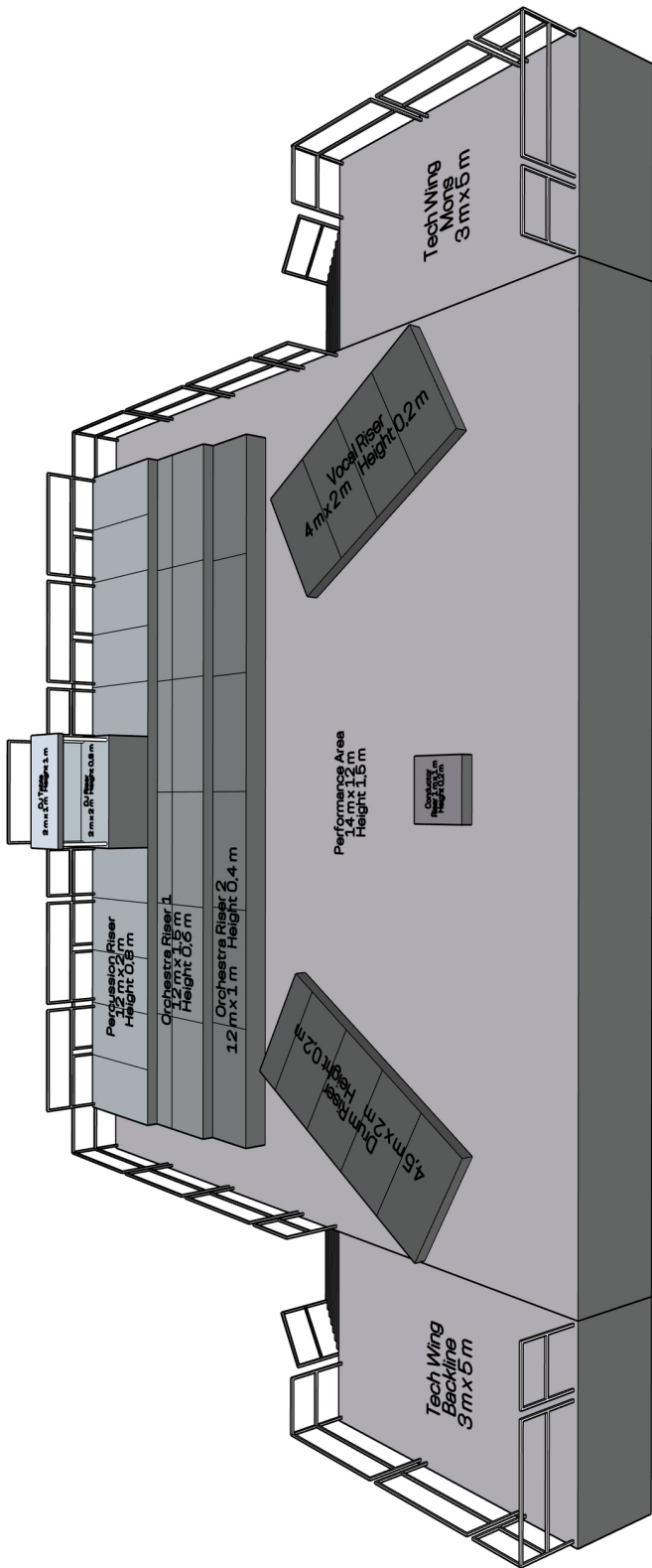
DESIGN BY
ROMAN SOS

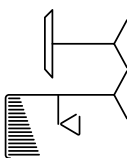
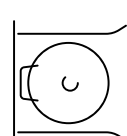


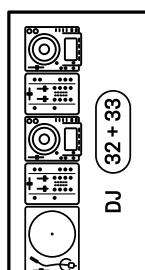

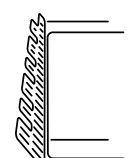
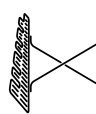







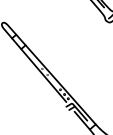

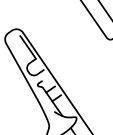
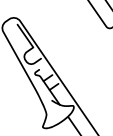

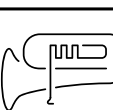







DRAWING BY
PATRIK HLOUŠEK

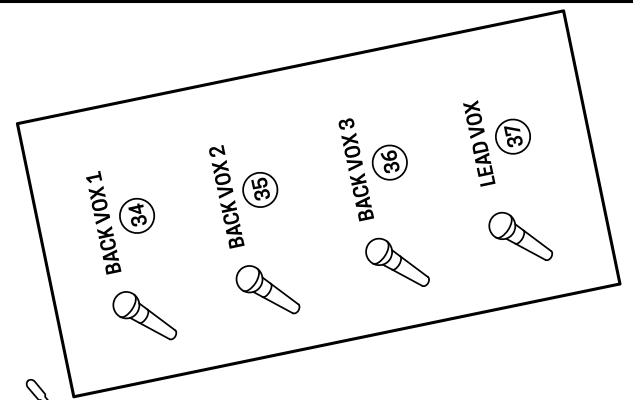
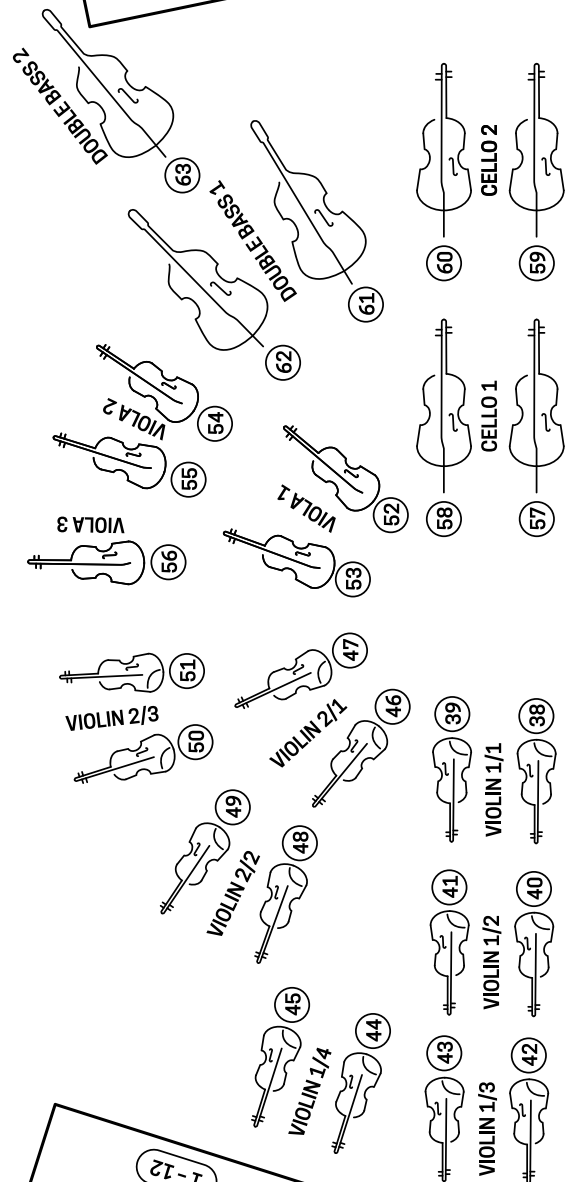
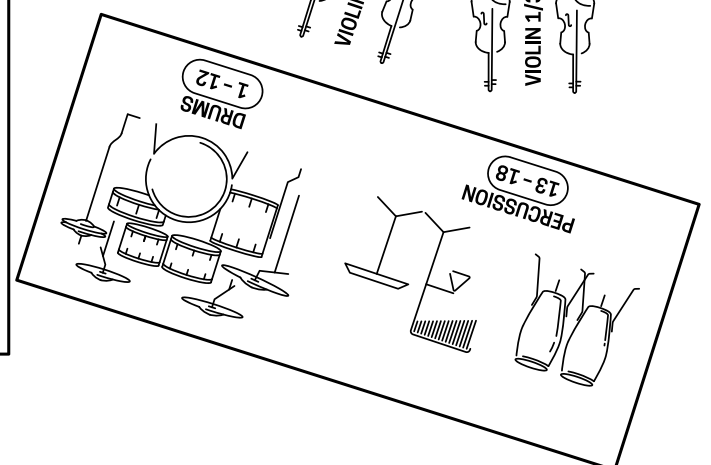
DATE
13/03/20

VERSION
V1.1

STAGEPLOT
ISO



	PERCUSSION	(78 + 79)		TAM TAM	(82)		GRAN CASSA	(83)		TIMPANI	(80 + 81)		DJ	(32 + 33)		VIBRAPHONE	(84 - 87)		XYLOPHONE	(88 - 90)		GLOCKENSPIEL	(91)		BELLS	(92 + 93)									
	KEYSTOP	(23 + 24)		KEYS BOT	(25 + 26)		HDD	(27 - 31)		FRENCH HORN 4	(67)		FRENCH HORN 3	(66)		FLUTE	(68)		CLARINET	(69)		OBOE	(70)		TROMBONE 1	(71)		TROMBONE 2	(72)		TROMBONE 3	(73)		TUBA	(74)
	BASS + MOOG	(19 + 20)		GUITAR	(21 + 22)		FRENCH HORN 2	(65)		FRENCH HORN 1	(64)		TRUMPET 3	(77)		TRUMPET 2	(76)		TRUMPET 1	(75)															



19 INPUT LIST

NO.	INSTRUMENT	MIC / D.I. / XLR	STAND	NOTE
1	BD in	Shure B91A		
2	BD out	Audix D6	K&M 25935 black	
3	SD t	Shure SM57	K&M 259 black	
4	SD b	Shure B57	K&M 259 black	
5	2nd SD	Shure SM57	K&M 259 black	
6	Pad 1 - BD Trigger	D.I. BSS/Kla.Tech.		with Jack-Jack cable
7	Pad 2	D.I. BSS/Kla.Tech.		with Jack-Jack cable
8	T	Sennheiser e906		
9	FT	Sennheiser e906		
10	HH	Neumann KM184	K&M 259 black	
11	OH L	Neumann KM184	K&M 210/9 black	
12	OH R	Neumann KM184	K&M 210/9 black	
13	Djembe	DPA 4099	DC4099 holder	
14	Congo 1	DPA 4099	DC4099 holder	
15	Congo 2	DPA 4099	DC4099 holder	
16	Pad	D.I. BSS/Kla.Tech.		with Jack-Jack cable
17	Perc OH 1	Neumann KM184	K&M 210/9 black	
18	Perc OH 2	Neumann KM184	K&M 210/9 black	
19	Bass	D.I. BSS/Kla.Tech.		with Jack-Jack cable
20	Moog	D.I. BSS/Kla.Tech.		with Jack-Jack cable
21	Guit L	D.I. BSS/Kla.Tech.		with Jack-Jack cable
22	Guit R	D.I. BSS/Kla.Tech.		with Jack-Jack cable
23	Keyb1 L / Top	D.I. BSS/Kla.Tech.		with Jack-Jack cable
24	Keyb1 R / Top	D.I. BSS/Kla.Tech.		with Jack-Jack cable
25	Keyb2 L / Bottom	D.I. BSS/Kla.Tech.		with Jack-Jack cable
26	Keyb2 R / Bottom	D.I. BSS/Kla.Tech.		with Jack-Jack cable
27	hdd TC	XLR from Switch		
28	hdd Click 1	XLR from Switch		
29	hdd Click 2	XLR from Switch		
30	hdd Audio L	XLR from Switch		
31	hdd Audio R	XLR from Switch		
32	DJ mix L	D.I./XLR		(with Jack-Jack cable)
33	DJ mix R	D.I./XLR		(with Jack-Jack cable)
34	Back Vox 1	sE V7	K&M 210/9 black	
35	Back Vox 2	sE V7	K&M 210/9 black	
36	Back Vox 3	sE V7	K&M 210/9 black	
37	Lead Vox	Wireless sEV7	K&M 210/9 black	w.l.-Shure Axient/UHFR
38	Violin 1/1	DPA 4099	VC4099 holder	
39	Violin 1/1	DPA 4099	VC4099 holder	
40	Violin 1/2	DPA 4099	VC4099 holder	
41	Violin 1/2	DPA 4099	VC4099 holder	
42	Violin 1/3	DPA 4099	VC4099 holder	
43	Violin 1/3	DPA 4099	VC4099 holder	
44	Violin 1/4	DPA 4099	VC4099 holder	
45	Violin 1/4	DPA 4099	VC4099 holder	
46	Violin 2/1	DPA 4099	VC4099 holder	
47	Violin 2/1	DPA 4099	VC4099 holder	
48	Violin 2/2	DPA 4099	VC4099 holder	

NO.	INSTRUMENT	MIC / D.I. / XLR	STAND	NOTE
49	Violin 2/2	DPA 4099	VC4099 holder	
50	Violin 2/3	DPA 4099	VC4099 holder	
51	Violin 2/3	DPA 4099	VC4099 holder	
52	Viola 1	DPA 4099	VC4099 holder	
53	Viola 1	DPA 4099	VC4099 holder	
54	Viola 2	DPA 4099	VC4099 holder	
55	Viola 2	DPA 4099	VC4099 holder	
56	Viola 3	DPA 4099	VC4099 holder	
57	Cello 1	DPA 4099	CC4099 holder	
58	Cello 1	DPA 4099	CC4099 holder	
59	Cello 2	DPA 4099	CC4099 holder	
60	Cello 2	DPA 4099	CC4099 holder	
61	Double Bass 1	DPA 4099	BC4099 holder	
62	Double Bass 1	DPA 4099	BC4099 holder	
63	Double Bass 2	DPA 4099	BC4099 holder	
64	French Horn 1	Shure B98	brass holder	
65	French Horn 2	Shure B98	brass holder	
66	French Horn 3	Shure B98	brass holder	
67	French Horn 4	Shure B98	brass holder	
68	Flute	DPA 4099	UC4099 holder	
69	Clarinet	DPA 4099	UC4099 holder	
70	Oboe	DPA 4099	UC4099 holder	
71	Trombone 1	Audix ADX-20i		
72	Trombone 2	Audix ADX-20i		
73	Trombone 3	Audix ADX-20i		
74	Tuba	Audix ADX-20i		
75	Trumpet 1	Audix ADX-20i		
76	Trumpet 2	Audix ADX-20i		
77	Trumpet 3	Audix ADX-20i		
78	Percussion 1	Neumann KM184	K&M 210/9 black	
79	Percussion 2	Neumann KM184	K&M 210/9 black	
80	Timpani 1	A.T. AE 3000	K&M 210/9 black	
81	Timpani 2	A.T. AE 3000	K&M 210/9 black	
82	Tam Tam	E.V. RE 20	K&M 210/9 black	
83	Gran Cassa	E.V. RE 20	K&M 210/9 black	
84	Vibraphone 1	Shure SM57	K&M 259 black	
85	Vibraphone 2	Shure SM57	K&M 259 black	
86	Vibraphone 3	Shure SM57	K&M 259 black	
87	Vibraphone 4	Shure SM57	K&M 259 black	
88	Xylophone 1	Shure SM57	K&M 259 black	
89	Xylophone 2	Shure SM57	K&M 259 black	
90	Xylophone 3	Shure SM57	K&M 259 black	
91	Glockenspiel	Shure SM57	K&M 259 black	
92	Bells	Shure SM57	K&M 210/9 black	
93	Bells	Shure SM57	K&M 210/9 black	
94				
95	DJ talk	Wireless sEV7		w.l.-Shure Axient/UHFR
96	Spare mic	Wireless sEV7		w.l.-Shure Axient/UHFR

MONITORS - IN

NO.	INSTRUMENT	MIC / D.I. / XLR	NOTE
1	BD in	Shure B91A	
2	BD out	Audix D6	
3	SD t	Shure SM57	
4	SD b	Shure B57	
5	2nd SD	Shure SM57	
6	Pad 1 - BD Trigger	D.I. BSS/Kla.Tech.	
7	Pad 2	D.I. BSS/Kla.Tech.	
8	T	Sennheiser e906	
9	FT	Sennheiser e906	
10	HH	Neumann KM184	
11	OH L	Neumann KM184	
12	OH R	Neumann KM184	
13	Djembe	DPA 4099	
14	Congo 1	DPA 4099	
15	Congo 2	DPA 4099	
16	Pad	D.I. BSS/Kla.Tech.	
17	Perc OH 1	Neumann KM184	
18	Perc OH 2	Neumann KM184	
19	Bass	D.I. BSS/Kla.Tech.	
20	Moog	D.I. BSS/Kla.Tech.	
21	Guit L	D.I. BSS/Kla.Tech.	
22	Guit R	D.I. BSS/Kla.Tech.	
23	Keyb1 L / Top	D.I. BSS/Kla.Tech.	
24	Keyb1 R / Top	D.I. BSS/Kla.Tech.	
25	Keyb2 L / Bottom	D.I. BSS/Kla.Tech.	
26	Keyb2 R / Bottom	D.I. BSS/Kla.Tech.	
27	hdd TC	XLR from Switch	
28	hdd Click 1	XLR from Switch	
29	hdd Click 2	XLR from Switch	
30	hdd Audio L	XLR from Switch	
31	hdd Audio R	XLR from Switch	
32	DJ mix L	D.I./XLR	
33	DJ mix R	D.I./XLR	
34	Back Vox 1	sE V7	
35	Back Vox 2	sE V7	
36	Back Vox 3	sE V7	
37	Lead Vox	Wireless sEV7	
38			
39			
40			
41	String L	from 1	
42	String R	from 2	
43	Brass L	from 3	
44	Brass R	from 4	
45	WW L	from 5	
46	WW R	from 6	
47	Perc L	from 7	
48	Perc R	from 8	
49	TB Mon	SHG F50S	omni 8
50	TB FOH	direct XLR	omni 7
51	WM 1 ulxd	II 56	omni 6
52	WM 2 ulxd	II 55 DJ	omni 5

MONITORS - OUT

NO.						
1		BG VOC 1	STEREO IEM 1	click 1	Adam	
2						
3		BG VOC 2	STEREO IEM 2	click 1	Alenka	
4						
5		BG VOC 3	STEREO IEM 3	click 1	Nada	
6						
7		DJ	STEREO IEM 4	CLICK 2	Lukas	
8						
9		MAIN VOC	STEREO IEM 5	click 1	Dasha	
10						
11		GTR	WIRED IEM 1	CLICK 2	Rudy	
12						
13		KEYBOARD	WIRED IEM 2	CLICK 2	Krystof	
14						
15		BASS	WIRED IEM 3	CLICK 2	Miro	
16						
17		PERC	WIRED IEM 4	CLICK 2	Standa	
18						
19		DRUMS	WIRED IEM 5	NONE	Zbyno	
20						
21		CLICK ZBYNEK	small analog mix	CLICK 2	Zbyno	
22		ORCHESTER		click 1		
23		DIRIGENT L	WIRED IEM 6	click 1	Stanislav	
24		DIRIGENT R		click 1	Vavrinek	
25		SUB ZBYNEK	SUB DRUM-FILL		Zbyno	omni 1
			STEREO IEM SPARE			
		to DJ L	from 9			
		to DJ R	from 10			

VENUE

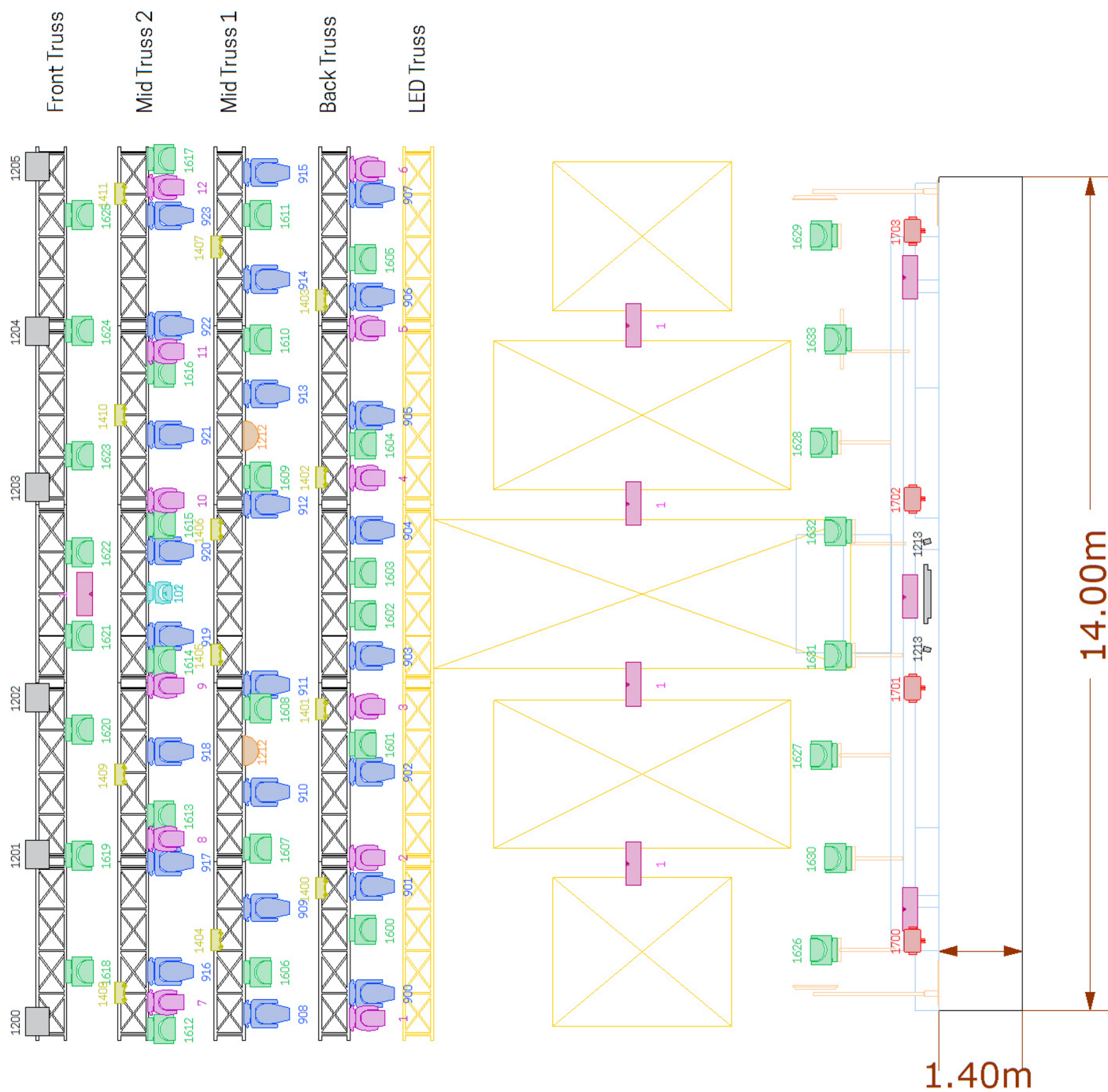
DESIGN BY
ROMAN SOS









DRAWING BY
MARTIN HOFMANN

DATE
13/03/20

VERSION
V1.1

LXPLOT



	Thomas 4 Lite Par 36	6
	Mirror Ball 50cm-Half	2
	Kvant Spectrum 35	5
	Scenius Spot	24
	HY-B-EYE K25	26
	Aleda K10.B-EYE	2
	SuperSharpy	12
	JDC1	12

SYMPHONIC DANCE MUSIC

VENUE

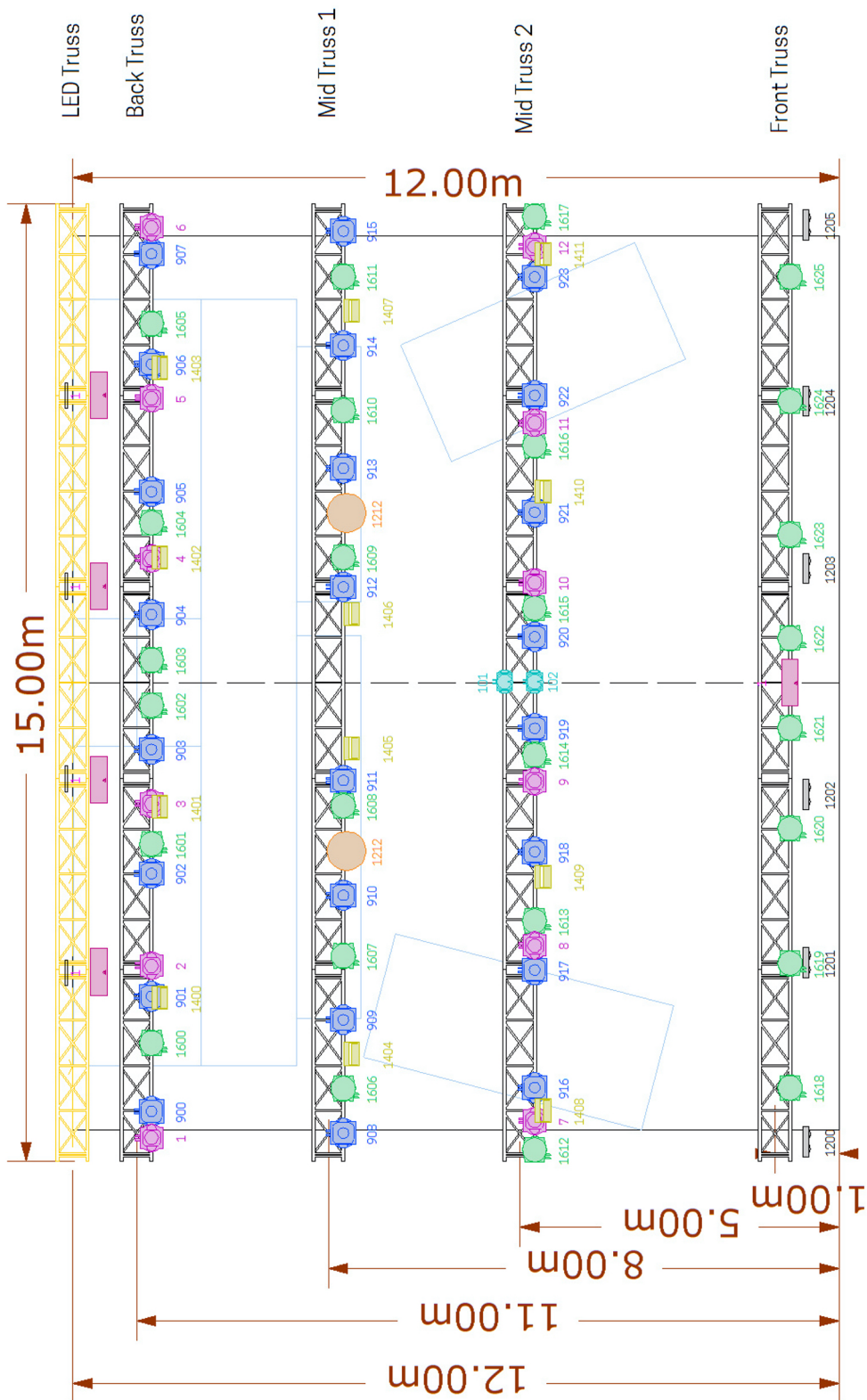
DESIGN BY
ROMAN SOS

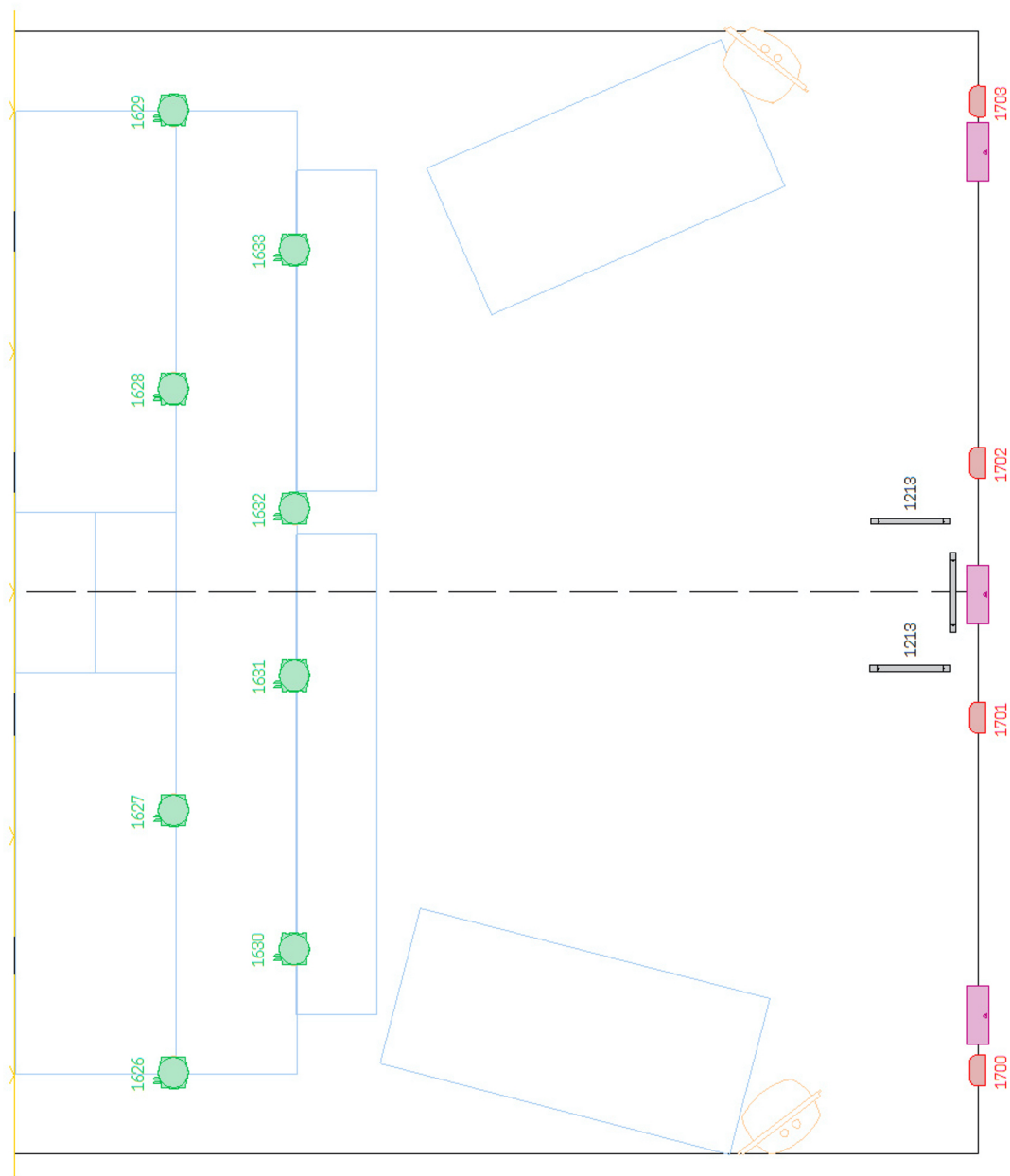
DRAWING BY
MARTIN HOFMANN

DATE
13/03/20

VERSION
V1.1

LX PLOT TOP VIEW





**SYMPHONIC
DANCE
MUSIC**

VENUE

DESIGN BY
ROMAN SOS

DRAWING BY
MARTIN HOFMANN

DATE
13/03/20

VERSION
V1.1

LX PLOT FLOOR

SYMPHONIC
DANCE
MUSIC

VENUE

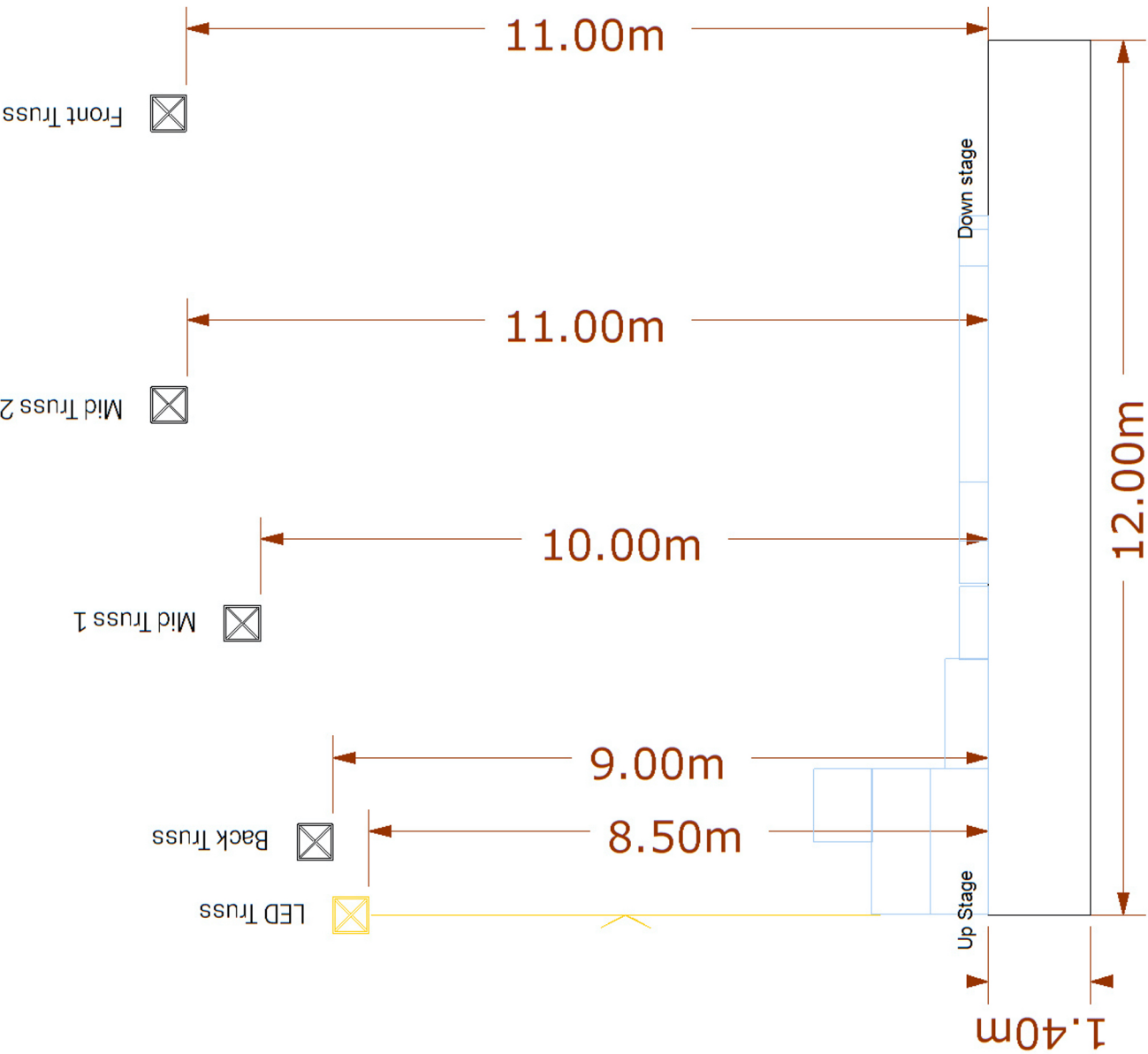
DESIGN BY
ROMAN SOS

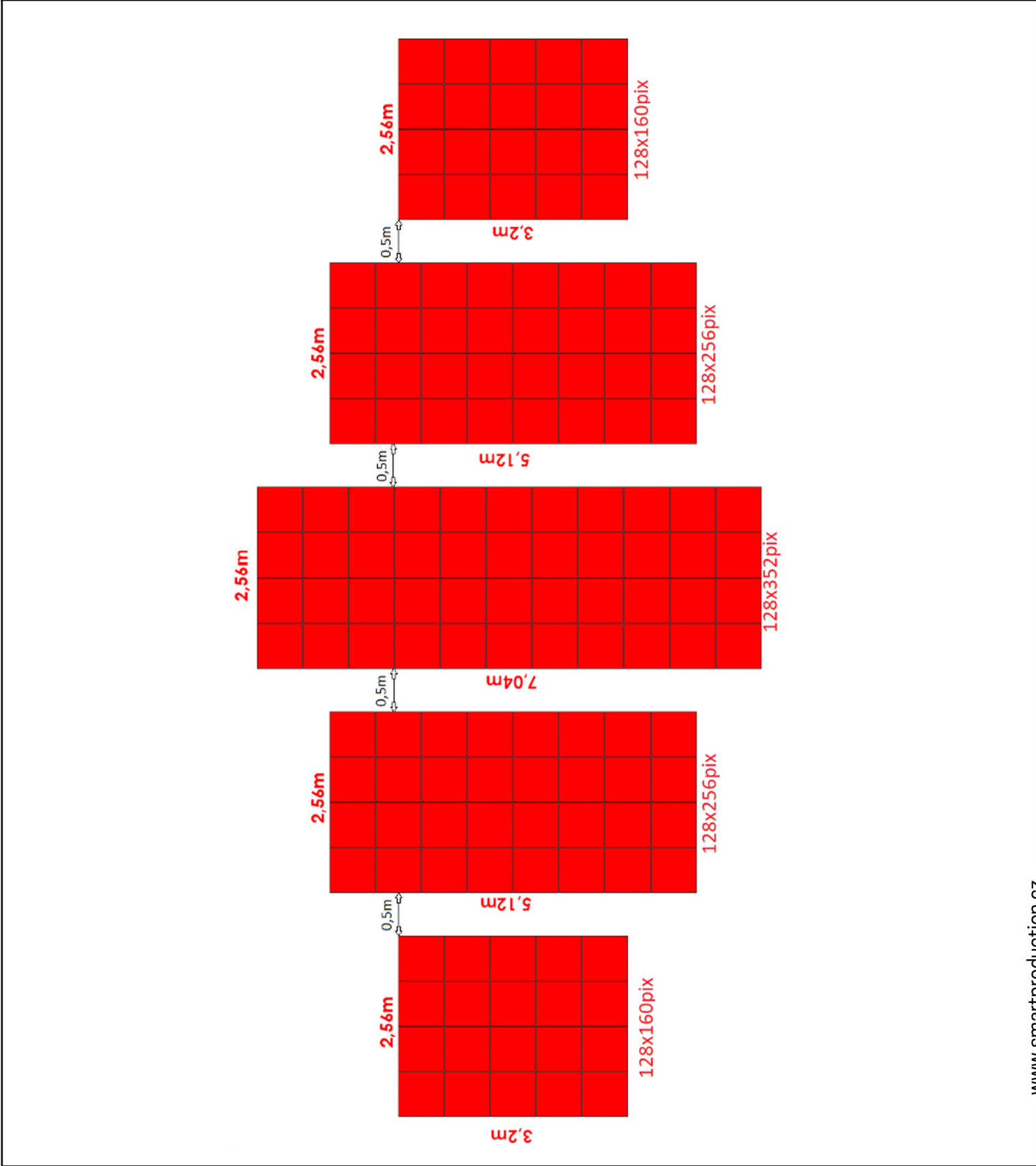
DRAWING BY
MARTIN HOFMANN

DATE
13/03/20

VERSION
V1.1

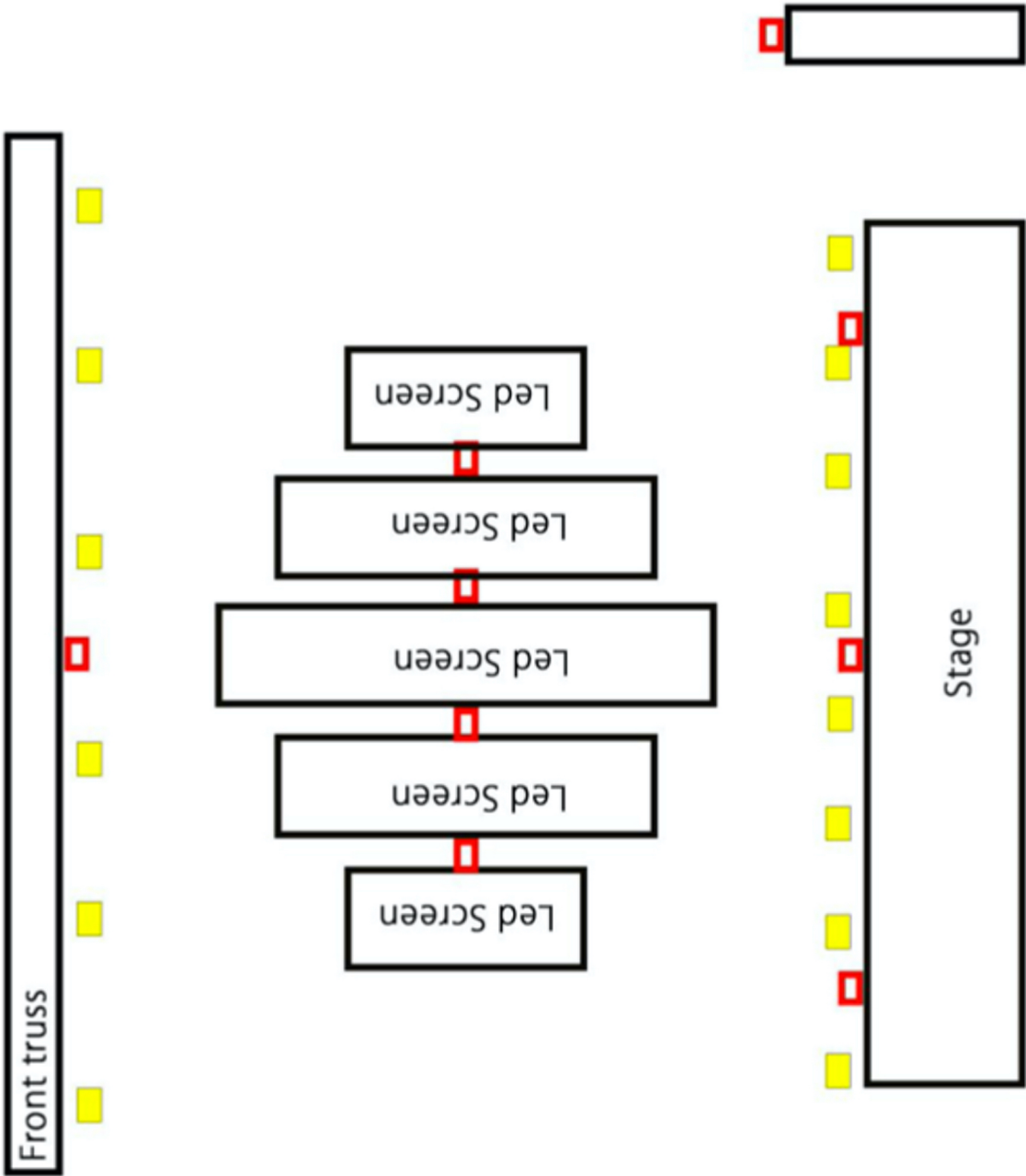
TRIM
HEIGHTS





SYMPHONIC DANCE MUSIC
VENUE
DESIGN BY
DRAWING BY
DATE 13/03/20
VERSION V1.1

- Sparkular
- Laser



SYMPHONIC DANCE MUSIC
VENUE
DESIGN BY KVANT
DRAWING BY KVANT
DATE 13/03/20
VERSION V1.1